

Technical Specifications Sheet

151 Tub and Lid

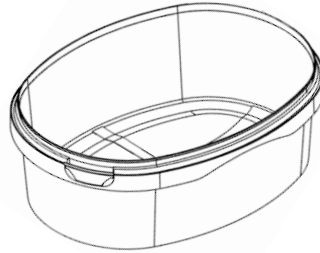
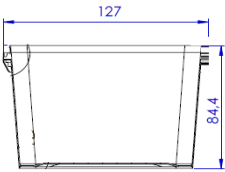
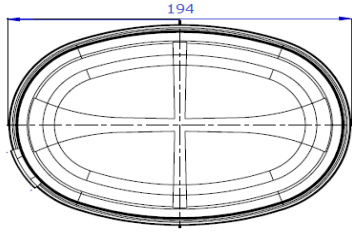


GENERAL INFORMATION

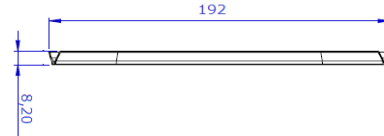
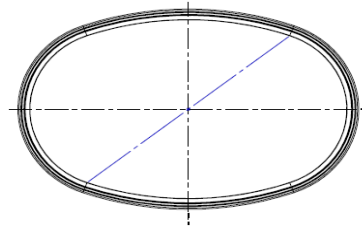
Shape	Elliptical
Brimful Volume	
Volume Under Lid	1050 ml

DIMENSIONS

<u>Tub</u>	<u>Target</u>	<u>Tolerances</u>
Height	65 mm	+/- 1 mm
Width	125,80 mm	+/- 1 mm
Length	194,50 mm	+/- 1 mm
Weight	33 gr	+/- 1 gr



<u>Lid</u>	<u>Target</u>	<u>Tolerances</u>
Height	8,2 mm	+/- 1 mm
Width	124,80 mm	+/- 1 mm
Length	191,20 mm	+/- 1 mm
Weight	14,5 gr	+/- 1 gr



RAW MATERIAL

Type	PP
Colors	Any color
Approvals	Approved for food contact packaging

Decoration on Tub	With IML, 4+2 colors , Sleeve Label
Decoration on Lid	With IML, 4+2 colors , Full IML

PACKING

	<u>Tub</u>	<u>Lid</u>
Quantity per carton Box	396 pcs	1260 pcs
Carton Box per pallet	10	16
Quantity per pallet	3960 pcs	20160
Quantity per Truck load Tub and lid together		
Quantity per 40 ft HC container Tub and lid together		
Pallet Type	800*1200 mm	

Material



QM / Certificates



OTHER

All the information at this document is valid at the time of issue date. Technical Modifications may be made. Confirmation may be also required for the packing in case of better performance anytime

Date :15./06./2012 Rev.2